



Ni-Zn

EMC对策用铁氧体

BB系列 (1孔)

 **使用注意事项**

请务必在使用本产品前仔细阅读。

本产品目录中记载的产品是指在通用标准用途意义上使用于一般电子设备（AV 设备，通信设备，家电产品，娱乐设备，计算机设备，个人设备，办公设备，计测设备，工业机器人），并且该一般电子设备要在通常的操作和使用方法下使用。

对于需要高度安全性和可靠性的，或者设备的故障，误动作，运转不良可能会给人的生命，身体及财产等造成损害，以及有可能产生莫大社会影响的以下用途（以下称‘特定用途’）中的适用性，性能发挥，品质，本公司不予保证。

用于特定用途时，请贵公司自行确认安全性、可靠性、质量等内容后使用。

在非本规格书所述范围、条件下使用，或用于特定用途时发生的损害等情况，本公司概不负责，敬请知悉。

- | | |
|------------------|--------------------|
| (1) 航空，航天设备 | (8) 公共性的高度信息处理设备 |
| (2) 运输设备（电车，船舶等） | (9) 军用设备 |
| (3) 医疗设备 | (10) 电热用品，燃烧设备 |
| (4) 发电控制设备 | (11) 防灾防盗设备 |
| (5) 核动力相关设备 | (12) 各种安全装置 |
| (6) 海底设备 | (13) 其他被认定为特定用途的用途 |
| (7) 交通工具控制设备 | |

此外，将本产品用于通用标准用途时，为进一步确保产品安全，请注意设置保护电路、装置保护及备份电路等措施。

EMC对策用铁氧体

RoHS指令对应产品
无卤素

BB系列的概要

穿芯磁珠是一种使用简便的噪音对策产品。备有可对应所有用途的不同材质和形状的产品。

■特点

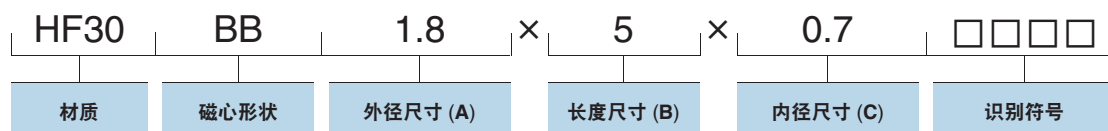
- 通过在丰富的品种中选择合适的材质和形状，可成为有效的噪音对策。

■用途

影像设备，音响设备，电装设备，通信设备，办公自动化(OA)设备及其他。

- 阻止和吸收自发噪音和侵入噪音
- 防止寄生振荡

■型号的命名方法



■使用及保存温度范围

温度范围*	
工作温度 (°C)	保存温度** (°C)
-40 to +85	-40 to +85

* 温度范围根据材料的性质有不同的情况

** 保存温度范围在基板安装后显示。

○RoHS指令对应产品：RoHS指令对应产品的详细内容查看这里。<http://www.tdk.co.jp/rohs/>

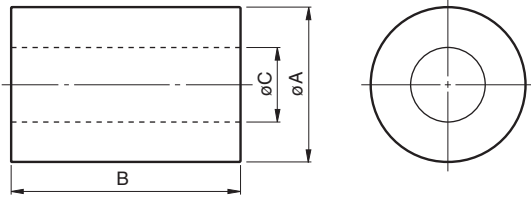
○无卤素：指的是Cl含量不到900ppm、Br含量不到900ppm以及Cl、Br的合计含量不到1500ppm。

· 记载内容，在没有予告的情况下有可能改进和变更，请予以谅解。

Ni-Zn BB系列



■形状与尺寸



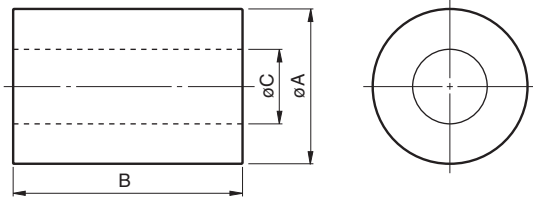
HF30	BB	1.8	×	5	×	0.7	□□□□
材质	磁心形状	外径尺寸 (A)		长度尺寸 (B)		内径尺寸 (C)	识别符号

型号	尺寸 (mm)			电气特点 阻抗 Z typ. (Ω) 23°C	
	A	B	C	10MHz	100MHz
HF30BB1.8X5X0.7	1.8±0.15	5.0±0.3	0.7±0.1	3.4	36
HF30BB2.5X2X0.8	2.5±0.15	2.0±0.2	0.8±0.1	1.9	20
HF30BB3X5X1	3.0±0.15	5.0±0.3	1.0±0.1	3.3	37
HF30BB3.5X5X1.3	3.5±0.15	5.0±0.3	1.3±0.1	3.2	32
HF30BB5X5X2	5.0±0.15	5.0±0.3	2.0±0.15	2.7	33
HF30BB6.4X5X3.2	6.4±0.2	5.0±0.2	3.2±0.15	2.6	26
HF40BB1.7X1.9X0.7	1.7±0.15	1.9±0.2	0.7±0.1	1.8	16
HF40BB3X5X1	3.0±0.15	5.0±0.3	1.0±0.1	9	60
HF40BB3.4X3X1	3.4±0.15	3.0±0.2	1.0±0.1	7	39
HF40BB3.5X5X1.3	3.5±0.15	5.0±0.3	1.3±0.1	9.1	50
HF40BB4.5X4X2.5-G	4.5±0.15	4.0±0.2	2.5±0.15	4.5	32
HF40BB4.5X5X1.6	4.5±0.15	5.0±0.3	1.6±0.1	11	60
HF40BB5X5X2	5.0±0.15	5.0±0.3	2.0±0.15	9.4	52
HF40BB5X6X2.5	5.0±0.15	6.0±0.3	2.5±0.15	10	50
HF40BB5.5X5X2.5	5.5±0.2	5.0±0.3	2.5±0.15	8.1	43
HF40BB6X3.8X3A-G	6.0±0.2	3.8±0.2	3.0±0.2	4	35
HF57BB2.85X2X1.35	2.85±0.1	2.0±0.15	1.35±0.1	8	23
HF57BB2.85X5X1.35	2.85±0.1	5.0±0.2	1.35±0.1	20	54
HF57BB3.35X2X2	3.35±0.2	2.0±0.1	2.0±0.2	6	20
HF57BB3.5X1X1.6	3.5±0.15	1.0+0, -0.2	1.6±0.1	4.5	17
HF57BB3.5X1.5X1.3	3.5±0.15	1.5±0.15	1.3±0.1	9	23
HF57BB3.5X3X1.3	3.5±0.15	3.0±0.2	1.3±0.1	16	40
HF57BB3.5X5X1.3	3.5±0.15	5.0±0.3	1.3±0.1	28	65
HF57BB3.6X3.2X2.7	3.6±0.15	3.2±0.2	2.7±0.15	6	17
HF57BB4X2X2	4.0±0.15	2.0±0.15	2.0±0.15	8	24
HF57BB4X5X2	4.0±0.15	5.0±0.3	2.0±0.15	19	46
HF57BB4.5X4X2.5	4.5±0.15	4.0±0.2	2.5±0.15	14	37
HF57BB4.8X4.8X2.4	4.8±0.2	4.8±0.2	2.4±0.15	18	49
HF57BB5X5X2	5.0±0.15	5.0±0.3	2.0±0.15	25	59

Ni-Zn BB系列



■形状与尺寸



HF70	BB	1.8	×	5	×	0.7	□□□□
材质	磁心形状	外径尺寸 (A)		长度尺寸 (B)		内径尺寸 (C)	识别符号

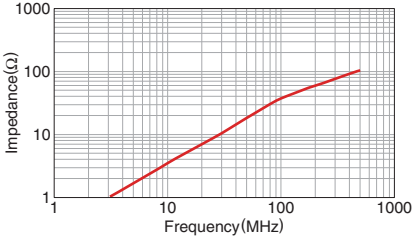
型号	尺寸 (mm)			电气特点 阻抗 Z typ. (Ω) 23°C	
	A	B	C	10MHz	100MHz
HF70BB1.8X5X0.7	1.8±0.15	5.0±0.3	0.7±0.1	31	48
HF70BB2.5X2.2X0.8	2.5±0.15	2.2±0.2	0.8±0.1	15	27
HF70BB2.5X5X0.8	2.5±0.15	5.0±0.3	0.8±0.1	31	51
HF70BB3X5X1	3.0±0.15	5.0±0.3	1.0±0.1	33	53
HF70BB3.4X3X1	3.4±0.15	3.0±0.2	1.0±0.1	22	36
HF70BB3.5X2X1.3	3.5±0.15	2.0±0.15	1.3±0.1	13	24
HF70BB3.5X5X0.8	3.5±0.15	5.0±0.3	0.8±0.1	40	68
HF70BB3.5X3X1.3	3.5±0.15	3.0±0.2	1.3±0.1	17	28
HF70BB3.5X5X1.3	3.5±0.15	5.0±0.3	1.3±0.1	29	49
HF70BB3.5X10X1.3	3.5±0.15	10.0±0.4	1.3±0.1	53	92
HF70BB4.5X4X2.5	4.5±0.15	4.0±0.2	2.5±0.15	17	30
HF70BB4.5X5X1.6	4.5±0.15	5.0±0.3	1.6±0.1	31	53
HF70BB4X15X1.35	4±0.1, -0.2	15.0±0.5	1.35±0.1	92	155
HF70BB5X5X2	5.0±0.15	5.0±0.3	2.0±0.15	27	42
HF70BB5.5X5X2.5	5.5±0.2	5.0±0.3	2.5±0.15	22	38
HF70BB6X3.8X3	6.0±0.2	3.8±0.2	3.0±0.2	19	31
HF70BB6.4X4.5X3.2	6.4±0.2	4.5±0.2	3.2±0.15	22	37
HF70BB6.4X5X3.2	6.4±0.2	5.0±0.2	3.2±0.15	20	32
HF70BB6.4X10X3.2	6.4±0.2	10.0±0.5	3.2±0.15	40	63
HF70BB9X5X4.5	9.0±0.25	5.0±0.3	4.5±0.15	20	34
HF70BB9X10X4.5	9.0±0.25	10.0±0.4	4.5±0.15	40	68
HF70BB9.5X10.4X4.9	9.52±0.25	10.42±0.25	4.9±0.15	40	70

Ni-Zn BB系列

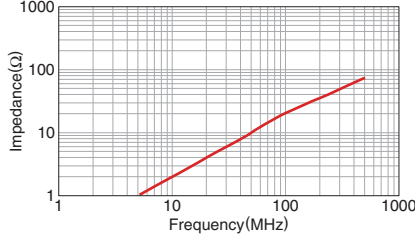
■ 电气特点

□ 阻抗频率特性

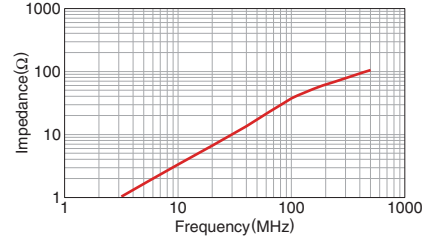
HF30BB1.8X5X0.7



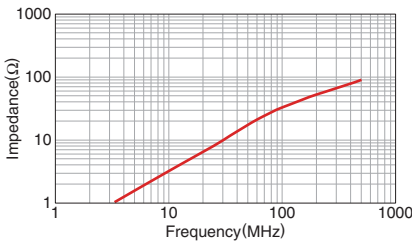
HF30BB2.5X2X0.8



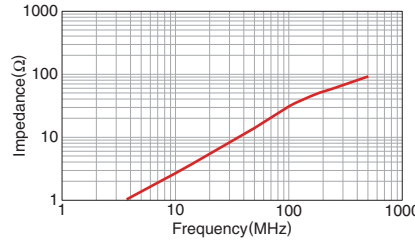
HF30BB3X5X1



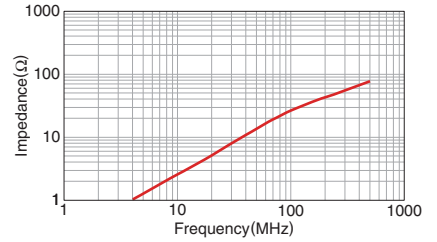
HF30BB3.5X5X1.3



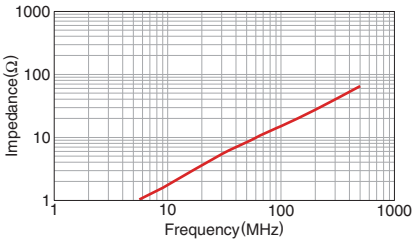
HF30BB5X5X2



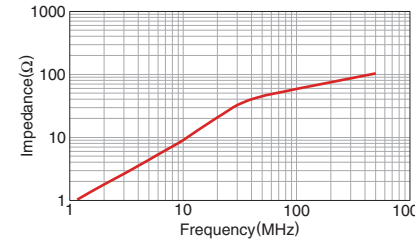
HF30BB6.4X5X3.2



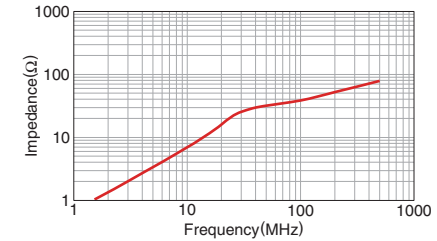
HF40BB1.7X1.9X0.7



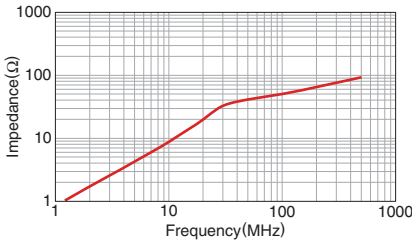
HF40BB3X5X1



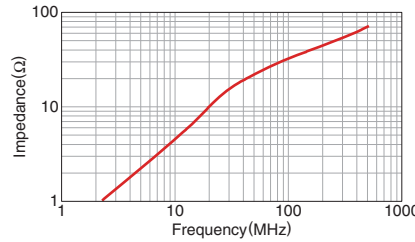
HF40BB3.4X3X1



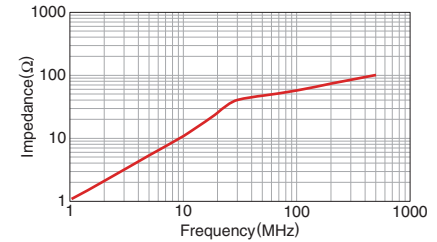
HF40BB3.5X5X1.3



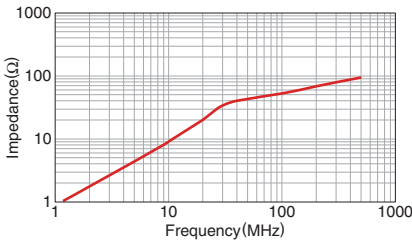
HF40BB4.5X4X2.5-G



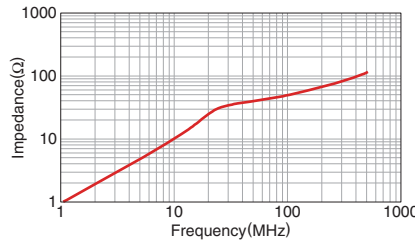
HF40BB4.5X5X1.6



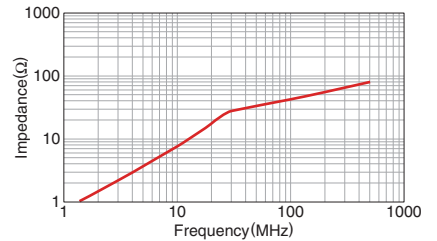
HF40BB5X5X2



HF40BB5X6X2.5



HF40BB5.5X5X2.5



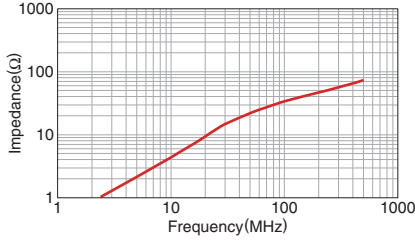
· 记载内容，在没有予告的情况下有可能改进和变更，请予以谅解。

Ni-Zn BB系列

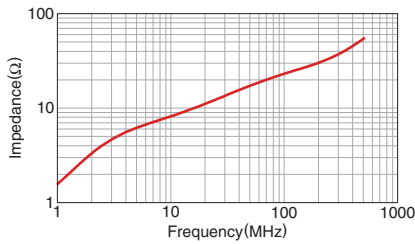
■ 电气特点

□ 阻抗频率特性

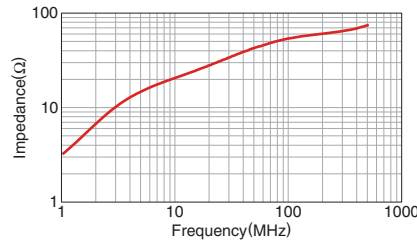
HF40BB6X3.8X3A-G



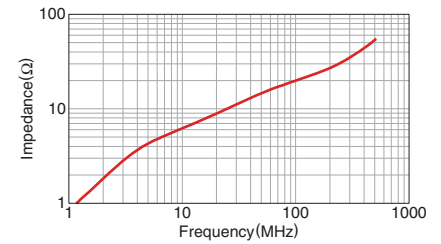
HF57BB2.85X2X1.35



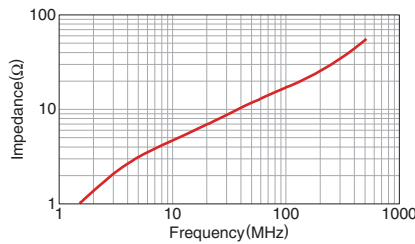
HF57BB2.85X5X1.35



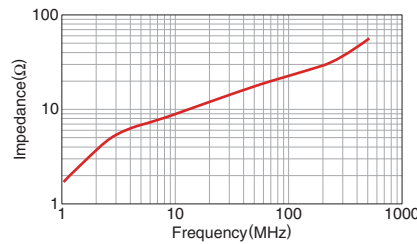
HF57BB3.35X2X2



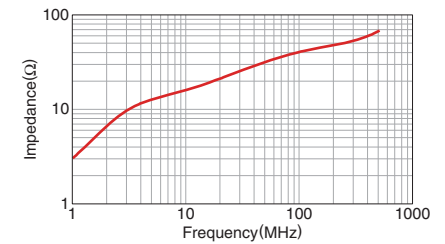
HF57BB3.5X1X1.6



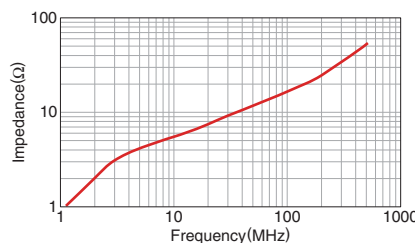
HF57BB3.5X1.5X1.3



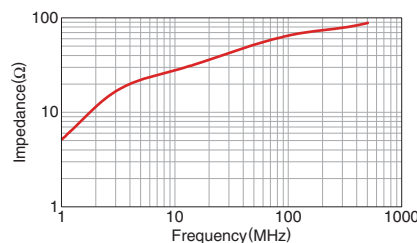
HF57BB3.5X3X1.3



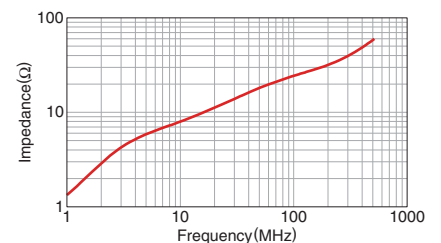
HF57BB3.5X5X1.3



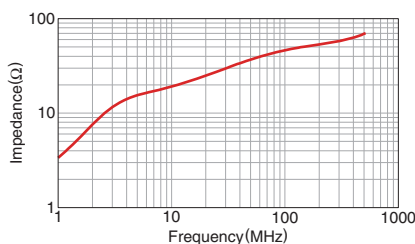
HF57BB3.6X3.2X2.7



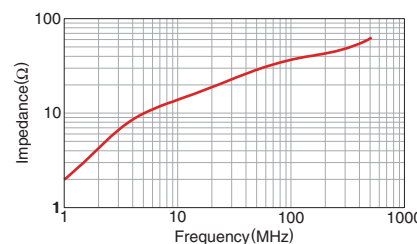
HF57BB4X2X2



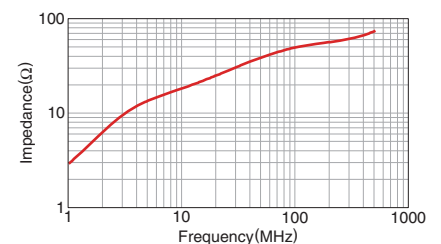
HF57BB4X5X2



HF57BB4.5X4X2.5



HF57BB4.8X4.8X2.4

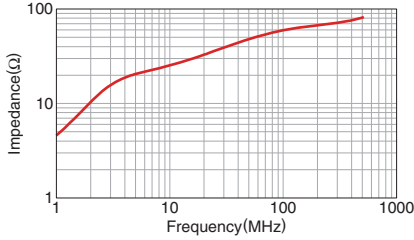


Ni-Zn BB系列

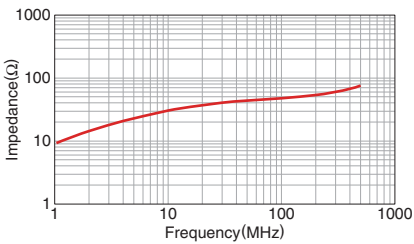
■ 电气特点

□ 阻抗频率特性

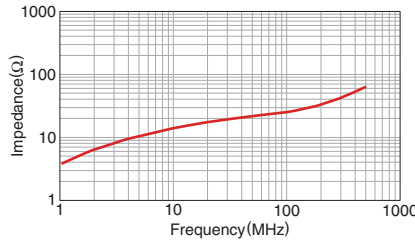
HF57BB5X5X2



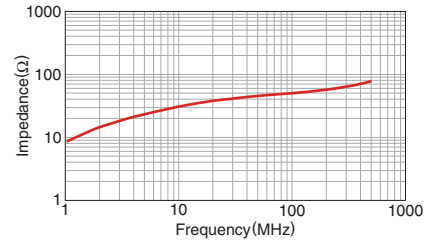
HF70BB1.8X5X0.7



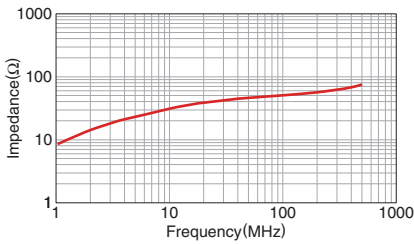
HF70BB2.5X2.2X0.8



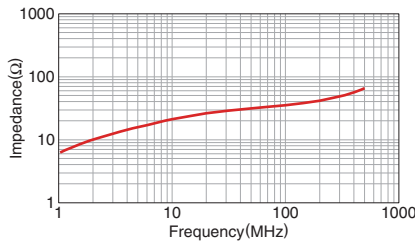
HF70BB2.5X5X0.8



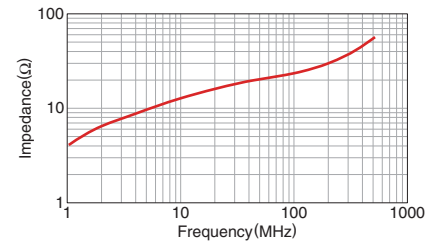
HF70BB3X5X1



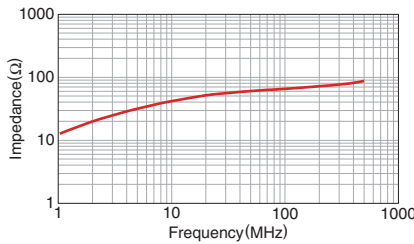
HF70BB3.4X3X1



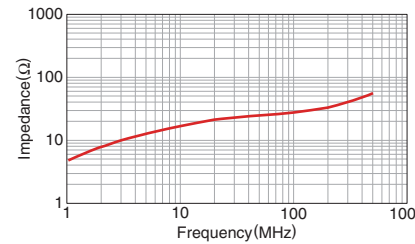
HF70BB3.5X2X1.3



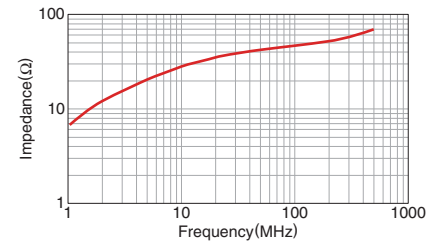
HF70BB3.5X5X0.8



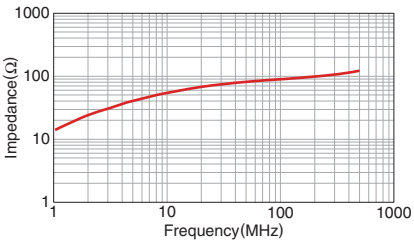
HF70BB3.5X3X1.3



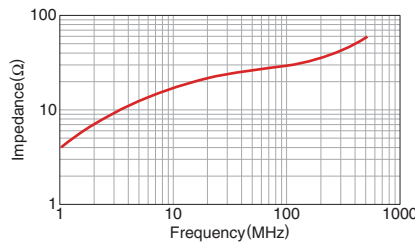
HF70BB3.5X5X1.3



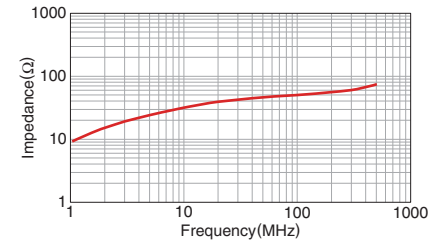
HF70BB3.5X10X1.3



HF70BB4.5X4X2.5



HF70BB4.5X5X1.6



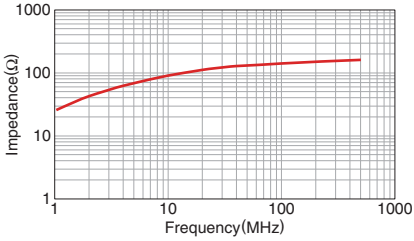
· 记载内容，在没有予告的情况下有可能改进和变更，请予以谅解。

Ni-Zn BB系列

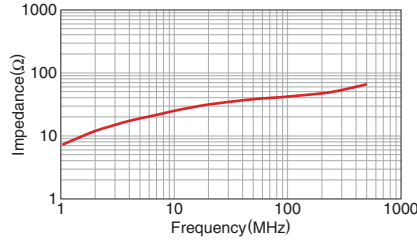
■ 电气特点

□ 阻抗频率特性

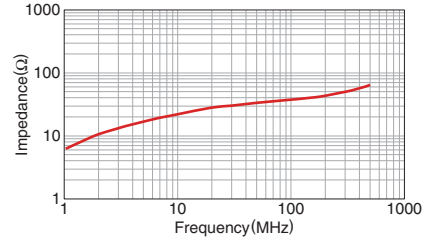
HF70BB4X15X1.35



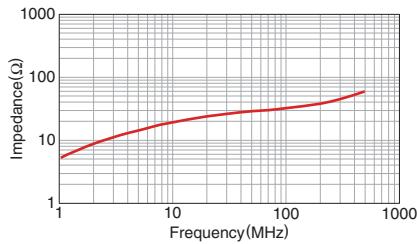
HF70BB5X5X2



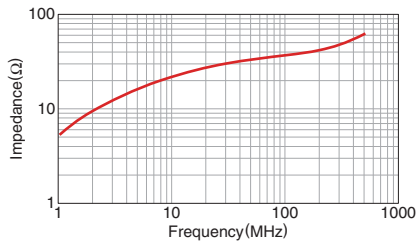
HF70BB5.5X5X2.5



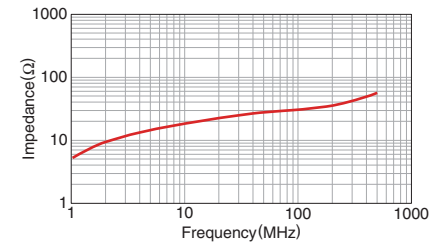
HF70BB6X3.8X3



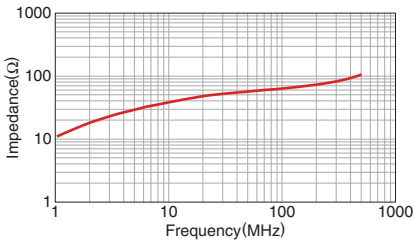
HF70BB6.4X4.5X3.2



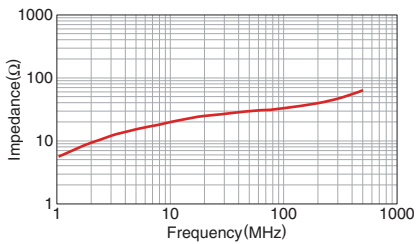
HF70BB6.4X5X3.2



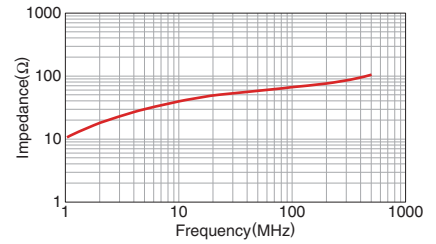
HF70BB6.4X10X3.2



HF70BB9X5X4.5



HF70BB9X10X4.5



HF70BB9.5X10.4X4.9

